













# Eagle Nest Lake State Park


-  Visitor Center
-  Restrooms
-  Trailhead
-  Pay Station
-  Group Shelter
-  Picnic Area
-  Boat Ramp
-  Parking Lot
-  Hiking and Biking Trail

 0.2 mi Miles Between Points

 Park Boundary

 Road

0.5



Miles

Park Entrance  
Marina Way

Moreno  
Day Use  
Area

Six Mile  
Day Use  
Area

Cieneguilla  
Day Use  
Area

1.02 mi

1.24 mi

2.78 mi

2.74 mi



NMPARKS.COM

# LAKEVIEW CAMPGROUND EAGLE NEST LAKE STATE PARK

